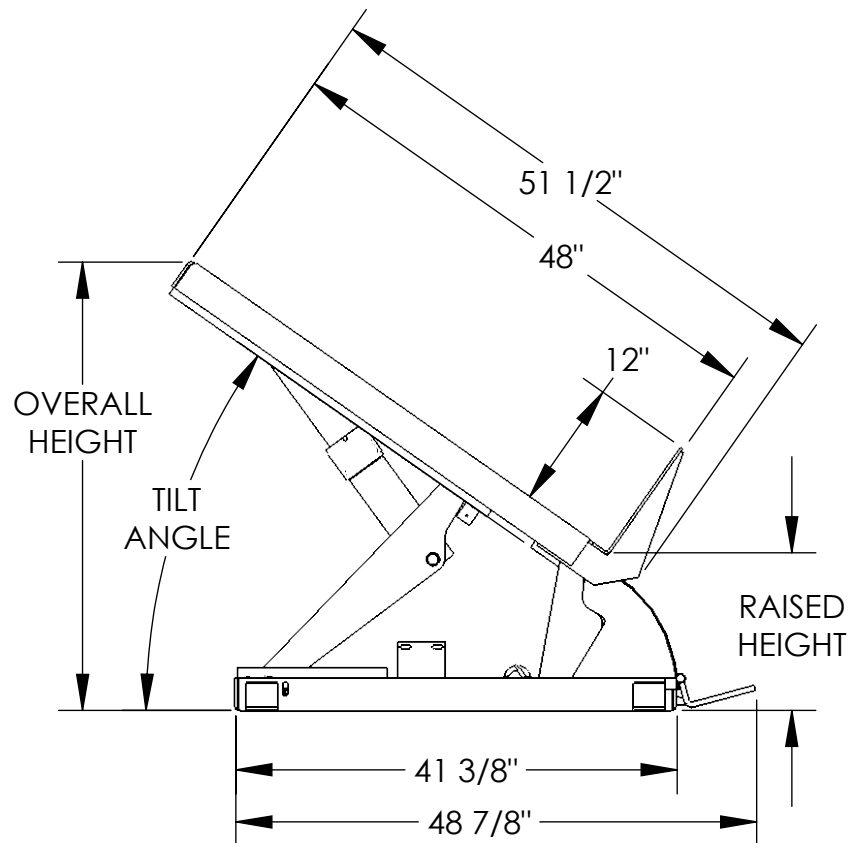
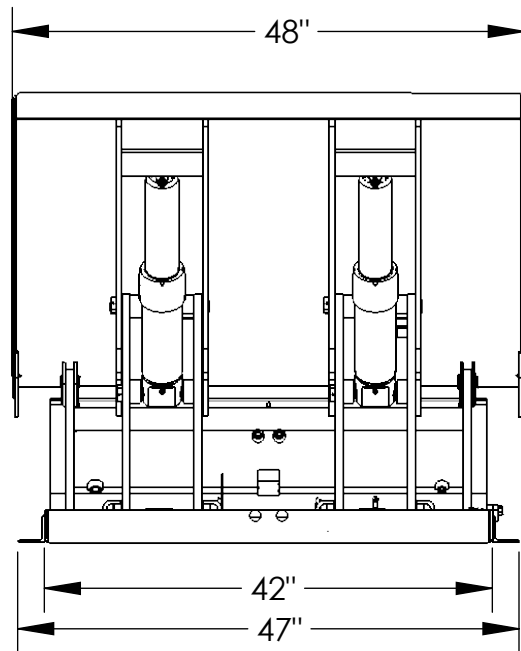
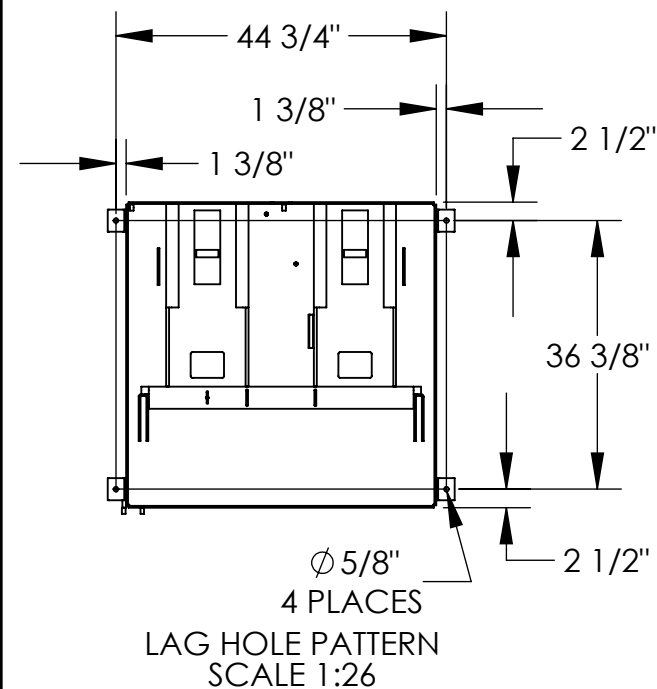


# SINGLE SCISSOR LIFT & TILT TABLE - UNI-4848-6

APPROX WEIGHT: 872.23 lbs.  
DOES NOT INCLUDE WEIGHT OF POWER OR PACKAGING!!!

\*\*\* ANY ADDITIONS, DELETIONS, OR OMISSIONS MUST BE CORRECTED ON THIS DRAWING AS THIS DRAWING WILL BE CONSIDERED ALL INCLUSIVE \*\*\*

ALL GRAPHICS PROVIDED ARE FOR REFERENCE ONLY. IF CERTAIN DIMENSIONS ARE CRITICAL PLEASE VERIFY THOSE DIMENSIONS WITH YOUR SALESPERSON



ALL TOLERANCE +/- 1/4"

## STANDARD FEATURES

MODEL NUMBER IS: UNI-4848-6  
CAPACITY: 6,000 LBS. EVENLY DISTRIBUTED  
SEQUENCE 1:  
RAISED HEIGHT: 14 3/4", TILT ANGLE 35°  
OVERALL HEIGHT: 42"  
SEQUENCE 2:  
RAISED HEIGHT 11 3/4", TILT ANGLE: 40°  
OVERALL HEIGHT 42 1/4"  
LEVEL HEIGHT: 8"  
DECK SIZE: 48" W X 48" L WITH 12" LIP  
INTEGRAL MAINTENANCE LOCK  
ADJUSTABLE UPWARD TRAVEL LIMIT SWITCH  
UNIT MUST BE LAGGED TO THE FLOOR  
DURABLE LIQUID PAINT BLUE FINISH

## PLEASE CIRCLE SPECIFICATIONS:

POWER	<input checked="" type="checkbox"/> AC	* <input type="checkbox"/> DC	* <input type="checkbox"/> AIR/OIL
MOTOR VOLTAGE	115	208	230 <input checked="" type="checkbox"/> 460
DEDICATED CIRCUIT REQUIRED			
MOTOR PHASE	SINGLE	<input checked="" type="checkbox"/> THREE	
CONTROL	<input checked="" type="checkbox"/> HAND	* <input type="checkbox"/> FOOT	
~ ALL BATTERY CHARGERS ARE 115V AC ~			
* BATTERY CHRG.	<input checked="" type="checkbox"/> REMOTE	<input type="checkbox"/> ON-BOARD	
* CHRG. INDICATOR	YES	NO	

\* AVAILABLE AT ADDITIONAL COST

**APPROVAL**

I, THE UNDERSIGNED, AGREE THAT THE PRODUCT AS REPRESENTED SATISFIES DESIGN AND DIMENSION REQUIREMENTS. I ALSO ACKNOWLEDGE MY DUTY TO CONFIRM PRODUCT AND INSTALLATION COMPLIANCE WITH ALL APPLICABLE FEDERAL, STATE AND LOCAL REGULATIONS AND STANDARDS.

**UNITS REQUIRING APPROVAL DRAWINGS OR MODIFIED ARE NON-RETURNABLE**

[ ] As drawn [ ] As marked

Signed: \_\_\_\_\_ Date: \_\_\_\_\_

Printed Name: \_\_\_\_\_

LEAD TIME WILL START UPON RECEIPT OF SIGNED APPROVAL DRAWING

## SPECIAL FEATURES

NONE

DISTRIBUTOR'S NAME: VESTIL MANUFACTURING

P.O.# X

W.O.# X

DRAWN BY: A. FORD DATE: 8/10/07 SALES: X

REFERENCE: X SCALE: 1:18 FILE NAME:

QUOTED LEAD TIME: X QUOTE # X 03-007-019